

## Quick Facts

# Millennials in Windham County *yesct!*

How are young people today different from young people in the 1990s?




## Population

Millennials are a smaller share of the population.



## Education

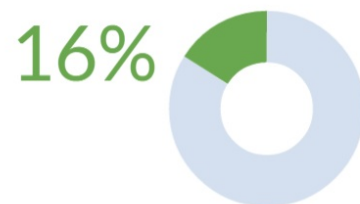
More Millennials  
are educated...



Bachelor's Degree or Higher



1990



2013

## Employment

... But fewer are employed while making less

Employed Population

75.5%



1990 2013

Median Earnings for Full Time Workers



\*2013 inflation-adjusted dollars

# Millennials in Windham County *Quick Facts*

## Marriage Status


Millennials stay single longer.

Never Married  
Age 18-34




1990

2013



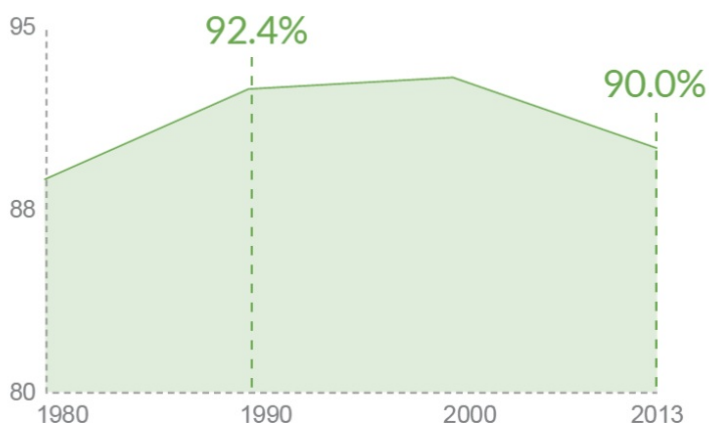
46%



72%

## Transportation

Drove Car, Truck, Van  
or Carpooled to Work



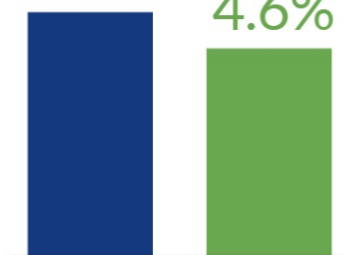
Fewer Millennials drive.

## Living Situation

Living Alone

5.4%

4.6%



1990

2013

Millennials are less likely to live alone ...



... and more likely to live with their parents.



2013

33%



1990

24%

Living with a Parent

Source: American Community Survey: 2009-2013

**yesct!** Empowering young people to create a vibrant Connecticut

Contact: Diana Deng Partnership for Strong Communities [diana@pschousing.org](mailto:diana@pschousing.org) 860-244-0066 Visit us at [yesct.org](http://yesct.org)