

Quick Facts

Millennials in New Haven County *yesct!*

How are young people today different from young people in the 1990s?




Population

Millennials are a smaller share of the population.



Education

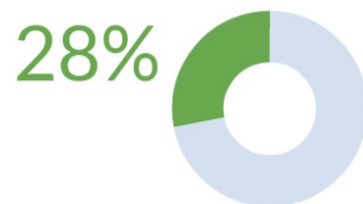
More Millennials are educated...



Bachelor's Degree or Higher



1990




2013

Employment

... But fewer are employed while making less

Employed Population

74.0%



1990 2013

Median Earnings for Full Time Workers



*2013 inflation-adjusted dollars

Millennials in New Haven County *Quick Facts*


Marriage Status

Millennials stay single longer.

Never Married
Age 18-34

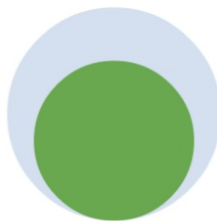


1990



55%

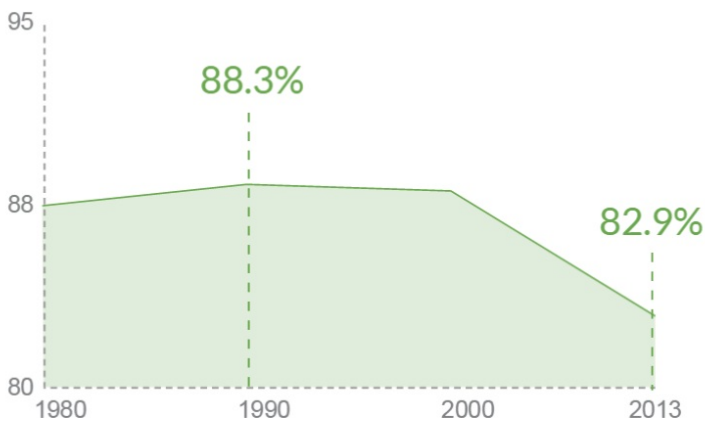
2013



75%

Transportation

Drove Car, Truck, Van
or Carpooled to Work



Fewer Millennials drive.

Living Situation

Living Alone

7.1%

7.0%



1990

2013

Millennials are equally
likely to live alone ...



... and more likely to
live with their parents.



37%

2013



29%

1990

Living with a Parent

Source: American Community Survey: 2009-2013

yesct! Empowering young people to create a vibrant Connecticut

Contact: Diana Deng Partnership for Strong Communities diana@pschousing.org 860-244-0066 Visit us at yesct.org