

Quick Facts

Millennials in Middlesex County *yesct!*

How are young people today different from young people in the 1990s?




Population

Millennials are a smaller share of the population.

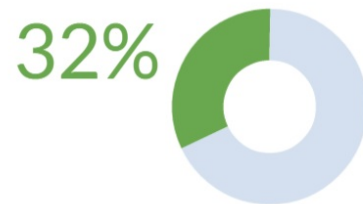
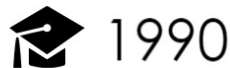


Education

More Millennials are educated...



Bachelor's Degree or Higher



Employment

... But fewer are employed while making less

Employed Population



Median Earnings for Full Time Workers



*2013 inflation-adjusted dollars

Millennials in Middlesex County *Quick Facts*

Marriage Status


Millennials stay single longer.

Never Married
Age 18-34




1990

2013



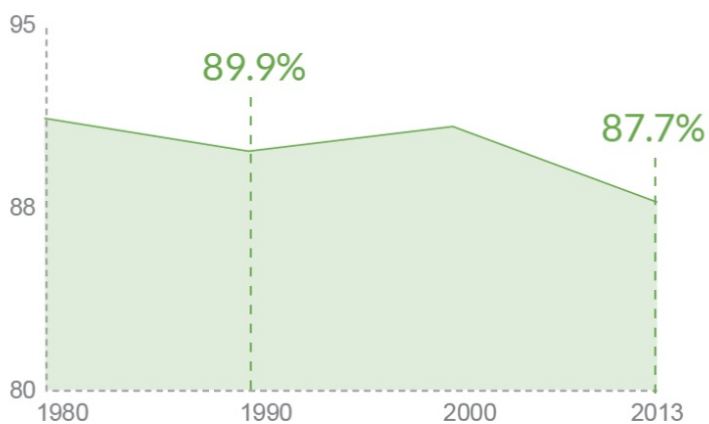
51%



70%

Transportation

Drove Car, Truck, Van
or Carpooled to Work



Fewer Millennials drive.

Living Situation

Living Alone

7.2%

6.0%



1990

2013

Millennials are less likely to live alone ...



... and more likely to live with their parents.



33%

2013



25%

1990

Living with a Parent

Source: American Community Survey: 2009-2013

yesct! Empowering young people to create a vibrant Connecticut

Contact: Diana Deng Partnership for Strong Communities diana@pschousing.org 860-244-0066 Visit us at yesct.org