

Quick Facts

Millennials in Litchfield County *yesct!*

How are young people today different from young people in the 1990s?




Population

Millennials are a smaller share of the population.



Education

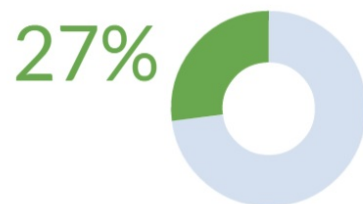
More Millennials are educated...



Bachelor's Degree or Higher



1990

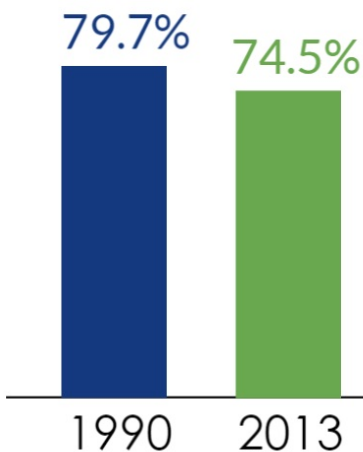


2013

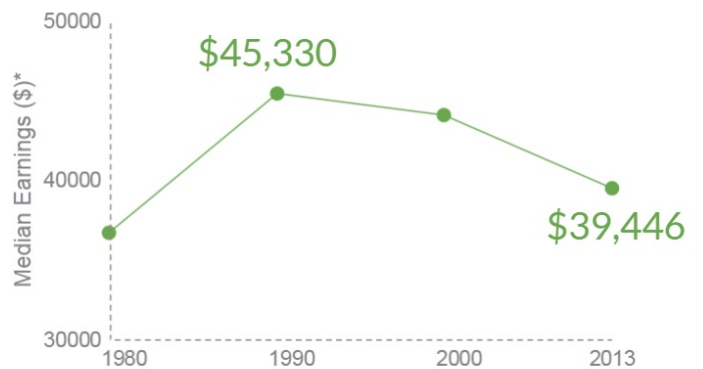
Employment

... But fewer are employed while making less

Employed Population



Median Earnings for Full Time Workers



*2013 inflation-adjusted dollars

Millennials in Litchfield County *Quick Facts*


Marriage Status

Millennials stay single longer.

Never Married
Age 18-34




1990



46%

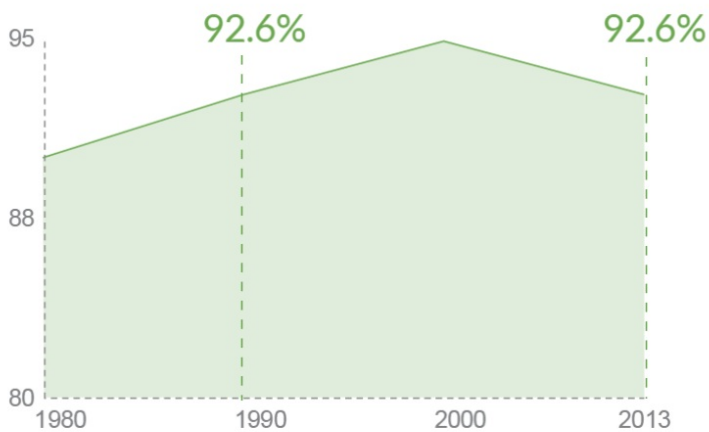
2013



70%

Transportation

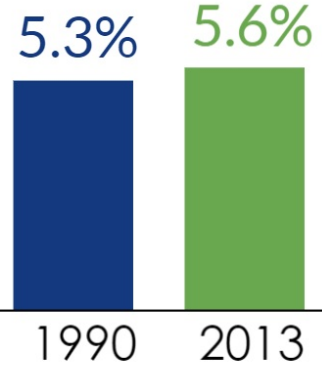
Drove Car, Truck, Van
or Carpooled to Work



Fewer Millennials drive.

Living Situation

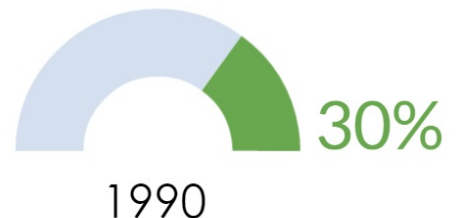
Living Alone



Millennials are more likely to live alone ...



... and more likely to live with their parents.



Living with a Parent

Source: American Community Survey: 2009-2013

yesct! Empowering young people to create a vibrant Connecticut

Contact: Diana Deng Partnership for Strong Communities diana@pschousing.org 860-244-0066 Visit us at yesct.org