

## Quick Facts

# Millennials in Fairfield County *yesct!*

How are young people today different from young people in the 1990s?




## Population

Millennials are a smaller share of the population.

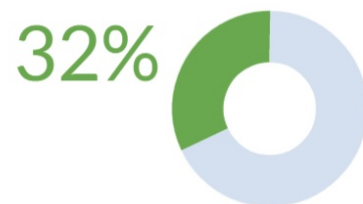
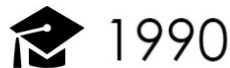


## Education

More Millennials are educated...



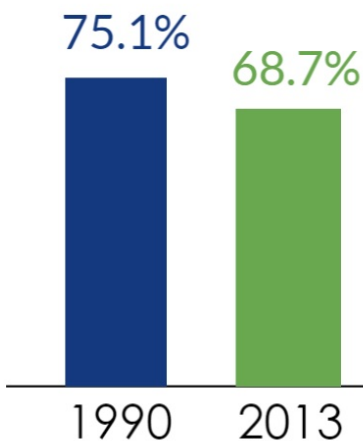
Bachelor's Degree or Higher



## Employment

... But fewer are employed while making less

Employed Population



Median Earnings for Full Time Workers



# Millennials in Fairfield County *Quick Facts*


## Marriage Status

Millennials stay single longer.

Never Married  
Age 18-34




1990



56%

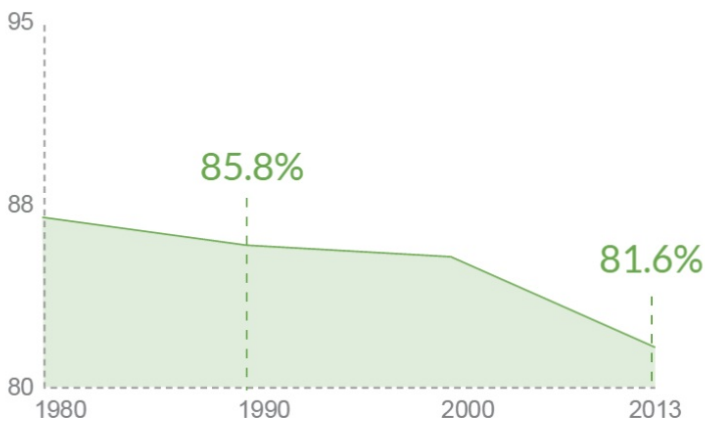
2013



71%

## Transportation

Drove Car, Truck, Van  
or Carpooled to Work



Fewer Millennials drive.

## Living Situation

Living Alone

5.9% 5.5%



1990 2013

Millennials are less likely to live alone ...



... and more likely to live with their parents.



2013



1990

Living with a Parent

Source: American Community Survey: 2009-2013

**yesct!** Empowering young people to create a vibrant Connecticut

Contact: Diana Deng Partnership for Strong Communities [diana@pschousing.org](mailto:diana@pschousing.org) 860-244-0066 Visit us at [yesct.org](http://yesct.org)